


Virtual Summer School

Timetable and Full Event Details



Saturday

Time	Event	Where
<i>Morning</i>		
09:50	Zoom check! The Zoom call will open early for you to check your connection & settings.	Zoom
10:00 - 10:30	Fiddle Practice Call 1 with Stewart Get warmed up for the morning's teaching and learn techniques for effective practice.	Zoom
10:45 - 11:45	Live Workshop for Level 1 with Melissa <i>Walking on the Moon</i> "A rhythmic Scottish reel in the key of A major." Or	Zoom
	Video Tutorial for Level 3 with Kevin <i>Bb is not as bad as you may think... or is it?</i> "The dreaded Bb has become one of my favourite keys on the fiddle and its rich tone lends itself to some wonderful tunes. With a few simple tricks this infamous key might just be friendlier than you think. Blue Bonnets Over The Border will be the main tune feature here, as well as a load of Bb tips, tricks and guidance."	YouTube
12:00 - 13:00	Live Workshop for Level 3 with Sophy <i>Up Jumped the Devil</i> "A lively American fiddle tune with slides, shuffles, some chords and bags of swagger, not big on ornaments but lots of lazy bowing technique." Or	Zoom
	Video Tutorial for Level 1 with Sophy <i>I'll Buy Boots for Maggie</i> "A cracking Irish polka with grit and drive, covering accents and attack, some polka bowing, but mostly it's one of my favourite tunes!"	YouTube


The timetable has been created with space to allow you to attend the Live Workshop for your Level, and for one other level (either the level above or below you) and also to work through a Video Tutorial for your level and two more Video Tutorials for a group containing your level.

So, for example, if you are a Level 2 (Lower Intermediate player), on the Saturday you might decide to attend the Live Level 1 workshop at 10.45 am, or you can stretch yourself with the Level 3 workshop at 12.00 noon, choose either video for the other morning slot and then attend your Level 2 workshop and video tutorial on Sunday morning.

<i>Afternoon</i>		
13:30 - 14:30	Meet the Tutors! An informal round chat and/or tunes from our lovely tutors, as they introduce themselves and some of the music they have chosen to teach.	Zoom
14:45 - 15:15	Fiddle Practice Call 2 with Grace A different take on fiddle practice as you get warmed up for the afternoon's video tutorial slots.	Zoom
15:15 - 16:15	Video Tutorial for Levels 1 & 2 with Kevin <i>Two Strings are Better Than One</i> "Instantly double the sound on your violin and send all guitarists (or any other chordal accompanist for that matter) in to a state of unease through fear of job loss. An introduction to double stops, how to play them and when to use them. I'll also teach a tune which lends itself very well to double stopping, called <i>Stam Villum</i> ."	YouTube
16:15 - 17:15	Video Tutorial for Levels 3 & 4 with Sophy <i>Roxanne</i> "A slushy sentimental American waltz. Leave your good taste at the door and expect vibrato, lush chords, slippery slidy chromatic bits and gratuitous florid runs in this workout. Embrace the cheese." Or	YouTube
	Video Tutorial for Levels 1 & 2 with Melissa <i>Lord Seaforth</i> "A lively Scottish strathspey from the Skye Collection."	YouTube
17:15 - 17:45	Day 1 Video Questions A chance to ask specific questions about the tunes taught today, with Kevin, Sophy & Melissa.	Zoom
<i>Evening</i>		
19:30 - 21:15	Play-along Session Join us for tunes led by our tutors in turn. 45 minutes of steady sets, with a short break and 45 minutes of regular tunes.	Zoom

Virtual Summer School

Timetable and Full Event Details



Sunday


Time	Event	Where
<i>Morning</i>		
10:00 - 10:30	Fiddle Practice Call 3 with Stewart More tips and techniques for practice, and 30 mins of warm up fiddle playing.	Zoom
10:45 - 11:45	Live Workshop for Level 2 with Stewart <i>Hey Boys Up Go We</i> "A classic melody from the English tradition dating back to the Civil War and surviving into the present as a tune for Morris and a melody for numerous folksongs. The strong, punchy melodic lines are great for working on projection, groove and articulation." Or Video Tutorial for Level 4 with Stewart <i>No. 8</i> (a Hornpipe by James Hill) "An F major hornpipe, packed with the idiosyncrasies of Tyneside's most famous fiddling son, this belter of a tune, spanning all four strings, features triplet runs, sparkling arpeggiated figures and bowing patterns typical of the Newcastle style."	Zoom
	Live Workshop for Level 4 with Kevin <i>Proptrækkeren</i> (The Corkscrew) "Crooked Tunes From a Crooked Island - Læsø! The island of Læsø is quite the outlander in Danish Folklore. Its geographical location meant that dances and tunes were done differently to the rest of Denmark - polkas danced the wrong way round, tunes with extra beats and seaweed roofs for houses?! Come and learn an iconic polka, 'Proptrækkeren' (The Corkscrew), with guaranteed extra beats, bars and interesting melodic phrases." Or Video Tutorial for Level 2 with Grace <i>Shepherd's Hey</i> "With strong ties to the Morris tradition, this is an absolute classic English folk tune! Using Shepherd's Hey, we will explore and introduce groove, lift, and a 'dance-like feel' in our music. A perfect session tune wherever you may find yourself, Shepherd's Hey is a must-have in your fiddle repertoire!"	YouTube
12:00 - 13:00		Zoom
		YouTube

<i>Afternoon</i>		
14:00 - 14:30	Fiddle Practice Call 4 with Grace Even more tips and techniques for practice with Grace.	Zoom
14:30 - 15:30	Video Tutorial for Levels 3 & 4 with Jim <i>The Gloucestershire Hornpipe</i> "Also known as the Gloucester Hornpipe (among other titles) this tune is every bit as satisfying as its namesake services on the M5! A tune with an infectious, bouncing rhythm throughout, I'll be looking at some of the ornamentation and opportunities for rhythmic tampering which make this tune such a banger!"	YouTube
15:30 - 16:30	Video Tutorial for Levels 1 & 2 with Grace <i>Bob and Joan</i> "Versions of this 3/2 hornpipe can be found in many manuscripts, including the Vickers collection. As well as learning the tune itself, we will play exercises to improve dexterity and nimble playing, and explore ways of bringing the tune to life off the page. The ideas we use can also be applied to tunes you already know, as well as tunes you learn in the future!"	YouTube
	Or Video Tutorial for Levels 3 & 4 with Stewart <i>Syncopation in Jigs</i> "A look at how to spice up your jigs with syncopation, toying with the beat and the listeners expectations (and possibly tripping up the dancers). Joe Scurfield's 'I'm Going to Speke' (marvellous tune, but a gloriously dreadful pun!) will be the used as an example of what can achieved."	YouTube
16:30 - 17:00	Day 2 Video Questions A chance to ask specific questions about the tunes taught in videos today, with Grace, Jim & Stewart.	Zoom
17:15 - 18:00	Ask the Tutors! and Big Tune play-through What burning questions (fiddle related!) would you like to ask our tutors? It will be interesting to get different perspectives - are you interested in who has influenced their playing, which rosin they use, or what was their most memorable gig? An informal question and answer session. At around 17:50 we will all get our fiddles out and will play through the Big Tune to round off our live Summer School events.	Zoom
<i>Evening</i>		
19:30 - 21:30	Virtual Summer School Tutors' Concert The concert will be livestreamed on YouTube with recorded performances from Kevin, Sophy, Grace, Jim, Melissa and Stewart. Hosted by Ali, you will be able to interact with the tutors during the interval via YouTube chat.	YouTube

Live Fiddle Practice Calls and Workshops on Zoom will be recorded in case of technical difficulties

Virtual Summer School

Timetable and Full Event Details



and will be available for a one month catch-up period.

Recorded Video Tutorials will be available for six months so you can spread these out and revisit them as you need.