



NEFS 2021: Block 5 Technical Exercises

I. Finger Positions: Bowing Patterns


Primary - Simple Shuffle




Secondary - Hexham Shuffle




Lesser - Georgia Shuffle



Klezmer - Irish Shuffle



Greater - Combined Shuffles



II. Spanning 5th Exercise - Chord Prep



III. Triadic Exercise

Three staves of musical notation in treble clef, common time. The first staff contains a sequence of eighth and quarter notes with five trill-like markings (V) above the notes. The second staff continues the sequence with similar rhythmic patterns and trill markings. The third staff features a more complex rhythmic pattern with trill markings and some notes marked with a sharp sign (#).

IV. Motif Combinations

a) *Fjs* & *DRM/7Fs* & *3BM*

Three staves of musical notation in treble clef, common time. The first staff shows a sequence of eighth and quarter notes. The second and third staves continue the rhythmic patterns with eighth notes and quarter notes, some with slurs.

b) *Finger Patterns* & *Ticks/Finger Patterns* & *Hooks*

Two staves of musical notation in treble clef, common time. The first staff shows a sequence of eighth and quarter notes. The second staff continues the rhythmic patterns with eighth notes and quarter notes, some with slurs.

b) *SJs* & *FJs/JSs* & *JFs*

Three staves of musical notation in treble clef, common time. The first staff shows a sequence of eighth and quarter notes. The second and third staves continue the rhythmic patterns with eighth notes and quarter notes, some with slurs.