



# NEFS 2022: Block 5 Technical Exercises

## I. Finger Positions: Blocking or Adjusting & Applying Bowing Patterns

Primary



Secondary



Lesser



Klezmer



Primary



Greater



### Bowing Patterns

Travelling Bow



Abbey Shuffle



Hexham Shuffle




Georgia Shuffle



II. Scales with Mirrored Tetrachords for Bowing Patterns


Primary




Secondary



Lesser



Klezmer



III. Twelve-Note Exercise for Rhythmic Scales



IV. String Crossing, Spanning the 5th & Finger Rocks



V. Motifs for Bowing Patterns & Passage Work

a) *SJ* & *FJ/JS* & *JF*

Musical notation for section a) in C major, 4/4 time. It consists of four staves of music. The first staff begins with a repeat sign and a fermata over the first note. The music features eighth-note patterns and slurs, typical of spiccato or staccato bowing exercises.

b) *DRM* & *Ditches/3BM* & *Bumps*

Musical notation for section b) in 6/8 time. It consists of three staves of music. The first staff begins with a 6/8 time signature. The music features eighth-note patterns and slurs, typical of double rest measures (DRM) and other bowing exercises.